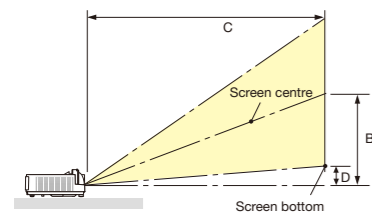


Specifications

Model Number	NP-M353WS	NP-M303WS	NP-M333XS
Projection System	Single DLP® (0.65")		Single DLP® (0.55")
Resolution*1	1,280 x 800 (WXGA)		1,024 x 768 (XGA)
Lens	Manual focus (Digital zoom, zoom ratio = 1.2)		
	F-number / Focal Length		
	F2.4 / f=6.5 mm		
Lamp	ECO Mode Off	270 W	225 W
	NORMAL ECO	219 W	171 W
	ECO	162 W	135 W
Light Output*2	ECO Mode Off	3,500 lumens	3,000 lumens
	NORMAL ECO	Approx. 81%	Approx. 76%
	ECO		Approx. 60%
Lamp Life*3	ECO Mode Off	5,000 H	3,500 H
	NORMAL ECO		5,500 H
	ECO		8,000 H
Contrast Ratio*2 (Full White: Full Black)	10,000:1 with lamp power control		
Image Size (Diagonal)	30 to 150 inches (16:10)		30 to 150 inches (4:3)
Inputs	1 x RGB/Component (D-Sub 15Pin), 2 x HDMI Type A (19Pin, HDMI® Connector) HDCP supported*4, 1 x Video (RCA), 1 x (L/R) RCA Audio, 1 x Stereo Mini Audio		
Outputs	1 x RGB (D-Sub 15Pin), 1 x Stereo Mini Audio, 1 x 3D Sync (Mini DIN 3Pin)		
PC Control	1 x PC Control Port (D-Sub 9Pin)		
Wired LAN Port	1 x RJ-45 (10BASE-T/100BASE-TX)		
Wireless LAN Port (Optional)	IEEE 802.11 b/g/n (optional USB wireless LAN unit required)		
USB Port	1 x Type A, 1 x Type B		
Mic Input	1 x Monaural Mini Audio		
Colour Reproduction	10-bit signal processing (1.07 billion colours) (USB-A, LAN: 16.7 million colours)		
Compatible Signals*5	Analogue: VGA / SVGA / XGA / WXGA / Quad-VGA / SXGA / SXGA+ / WXGA+ / UXGA / WSXGA+ / HD / Full HD / WUXGA / Mac 13" / Mac 16" / Mac 19" / Mac 21" / Mac 23" Component: 480i / 480p / 720p / 1080i (60 Hz), 576i / 576p / 1080i (50 Hz), DVD Progressive (50/60 Hz) Digital: VGA / SVGA / XGA / WXGA / Quad-VGA / SXGA / SXGA+ / WXGA+ / UXGA+ / WSXGA+ / HDTV (1080p) / HDTV (720p) / HDTV (480p) 3D: For PC XGA / 1,280 x 720 / WXGA, for Video SDTV (480i), for HDMI 1.4a 720p (Frame Packing) / 1080p (Frame Packing) / 1080i (Side by Side (Half)) / 720p (Top and Bottom) / 1080p (Top and Bottom)		
Scan Rate	Horizontal: 15 kHz to 100 kHz (RGB: 24 kHz or over) Vertical: 50 Hz to 120 Hz (HDMI: 50 Hz to 85 Hz)		
Keystone Correction	Vertical Manual/Automatic Approx. +/-30 degrees		
Built-in Speaker	20 W (monaural)		
Quietness	ECO Mode Off	36 dB	33 dB
	NORMAL ECO	30 dB	27 dB
	ECO	30 dB	27 dB
Power Requirement	100 to 240 V AC, 50 / 60 Hz		
Input Current	3.9 A to 1.6 A	3.3 A to 1.4 A	3.9 A to 1.6 A
Power	ECO Mode Off	320 W	269 W
Consumption	NORMAL ECO	264 W	208 W
200-240 V (Typical)	ECO	210 W	179 W
	STANDBY (NETWORK)	2.9 W	2.9 W
	STANDBY (NORMAL)	0.32 W	0.32 W
Installation Orientation	Desktop / Front, Desktop / Rear, Ceiling / Front, Ceiling / Rear		
Dimensions (W) x (H) x (D)	368 mm x 134 mm x 291 mm, 368 mm x 98 mm x 286 mm (not including protrusions)		
Weight	3.7 kg	3.6 kg	3.7 kg
Environmental Considerations	Operational temperatures: 5°C to 40°C (ECO mode selected automatically at 35°C to 40°C), 20% to 80% humidity (no condensation) Storage temperatures: (-10°C to 50°C), 20% to 80% humidity (no condensation)		

*1: Effective pixels are more than 99.99%. *2: Compliant with ISO 21118-2012. *3: The average time span for the brightness of the lamp to be reduced by half; does not refer to the warranty period for the lamp. *4: HDMI® (Deep Colour, Lip Sync, 3D) with HDCP. *5: An image with higher or lower resolution than the projector's native resolution will be displayed with Advanced AccuBlend.

Throw distance and screen size



NOTE: The values in the tables are design values and may vary.

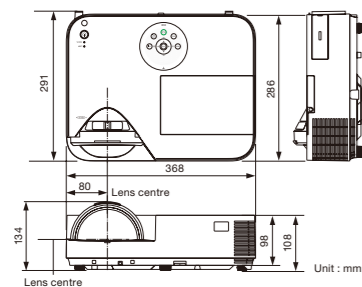
M333XS

Screen size			B		C		D				
Diagonal	Width	Height	Wide		Wide		Wide				
inch	mm	inch	mm	inch	mm	inch	mm	mm			
60	1524	48	1,219	36	914	24	617	27	675	6	160
80	2,032	64	1,626	48	1,219	32	823	36	915	8	214
100	2,540	80	2,032	60	1,524	41	1,029	46	1,156	11	267
120	3,048	96	2,438	72	1,829	49	1,235	55	1,396	13	320
150	3,810	120	3,048	90	2,286	61	1,543	69	1,757	16	400

M353WS / M303WS

Screen size			B		C		D				
Diagonal	Width	Height	Wide		Wide		Wide				
inch	mm	inch	mm	inch	mm	inch	mm	mm			
60	1524	51	1,292	32	808	21	524	22	565	5	120
80	2,032	68	1,723	42	1,077	27	698	30	769	6	160
100	2,540	85	2,154	53	1,346	34	873	38	973	8	199
120	3,048	102	2,585	64	1,615	41	1,047	46	1,177	9	239
150	3,810	127	3,231	79	2,019	52	1,309	58	1,482	12	299

Cabinet dimensions



- Do not stare into the lens during use.
- The projector can be unplugged immediately after it is turned off. Parts of the projector become heated during operation. Use caution when picking up the projector immediately after it has been operating.

Remote control

(included accessory)



Options



Replacement lamp
NP28LP (M303WS)
NP30LP
(M333XS/M353WS)



Wall mount kit
NP05WK



Ceiling mount kit
NP16CM



Wireless LAN unit
NP05LM1-5*
*The last digit may vary depending on the country of destination.



Cable cover
NP05CV



Interactive white board kit
NP03Wi

NaViSet is a trademark or registered trademark of NEC Display Solutions, Ltd. in Japan, the United States and other countries. DLP and the DLP logo are trademarks or registered trademarks of Texas Instruments in the United States and other countries. iOS is a trademark or registered trademark of Cisco in the United States and other countries and is used under license. Android is a trademark of Google Inc. The terms HDMI and HDMI High-Definition Multimedia Interface, and the HDMI Logo are trademarks or registered trademarks of HDMI Licensing LLC in the United States and other countries. AMX is a trademark or registered trademark of AMX in the United States and other countries. CRESTRON and CRESTRON ROOMVIEW are trademarks or registered trademarks of Crestron Electronics, Inc. PULink trademark and logo are trademarks applied for registration or already registered in Japan, the United States of America and other countries. All other trademarks are the property of their respective owners. The images in this brochure are samples. All rights reserved. All specifications are subject to change without notice. July 2015

Ideal centrepiece of modern education and meeting areas
Multipurpose short throw projector

M353WS / M303WS / M333XS



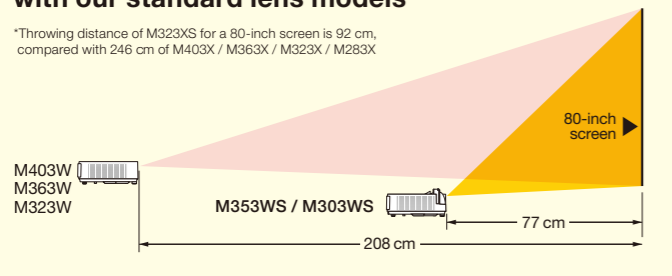
Enjoy great performance and flexibility with the M series which includes advanced networking features without compromising on quality.

Short Throw Projection Optimal for Classrooms and Meeting Areas

Thanks to the high quality short throw lens, the M353WS and M303WS can project large 80-inch images from a short range of 77 cm. The projector takes little space and is easy to set up.

Projection comparison with our standard lens models

*Throwing distance of M323XS for a 80-inch screen is 92 cm, compared with 246 cm of M403X / M363X / M323X / M283X




Impressive Image Quality for Various Applications

The latest Texas Instruments DLP™ engine featuring BrilliantColor™ technology offers great 10,000:1 contrast for high brightness images up to 3,500 lumens at WXGA native resolutions.

Advanced ECO Modes

You can select a suitable ECO setting form [AUTO ECO], [NORMAL] and [ECO] including [ROOM LIGHT SENSING], [CONSTANT BRIGHTNESS] and [AUTO-DIM] depending on your application. This advanced ECO setting allows you to decrease the power consumption and to prolong the lamp life up to 8,000 hours by controlling the lamp brightness.



Shielded Optical Structure and Filterless Design

The filter-free design and shielded engine eliminate the hassle and time spent monitoring and/or changing filters.

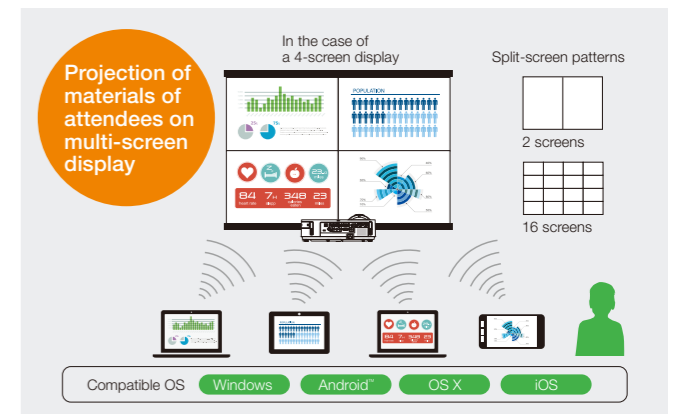


Advanced Networking Capabilities

Multi-screen Projection Function*

The multi-screen projection function allows you to share screens from multiple devices on various split-screen displays. Display information from up to 16 PCs, tablet PCs, smart phones, and other network connected devices on a multi-screen display of up to 16 screens. Easily share screens and information regardless of device or operating system.

*Requires an optional wireless LAN module for wireless connection. PCs require the installation of the Image Express Utility Lite software on the included CD-ROM. Smart phones and tablets require the download and installation of our Wireless Image Utility software.



NaViSet Administrator 2

This software is an all-in-one remote support solution that runs from a central location and provides monitoring, asset management and control functionality for a majority of NEC display devices and Windows computers. It is ideal for multi-device installations over larger infrastructures.



Virtual Remote Tool

The utility software Virtual Remote Tool included on the supplied NEC Projector CD-ROM can display the Virtual Remote (or toolbar) on your computer screen. This allows you to turn the projector power on or off and select signals from a computer display cable (VGA), serial cable, or LAN connection.



Other Networking Capabilities

- Simple Access Point
- PC Control Utility 4.0 for Windows
- PC Control Utility 5.0 for Mac
- CRESTRON ROOMVIEW™ with emergency function
- AMX BEACON
- HTTP server
- PJLink

Other Useful Features and Functions

- Powerful 20-watt speaker provides volume needed for large rooms
- Automatic vertical keystone correction technology instantly projects a square image even when the projector is set up at a steep offset angle to the screen
- Auto power-on via the RGB (15-pin) input connector when a signal is detected from a computer
- Sleep timer can be set to automatically turn off the projector at set countdown times
- Power management automatically turns off the projector when an incoming signal is not detected from any of the inputs
- No-signal guidance for easy cable connections
- Intuitive plug and play setup and operation
- PC-based geometric correction and 3D Reform™ function
- DLP™ 3D Ready
- Includes a remote with the control ID registration function, which allows operation of multiple projectors with a single remote
- Wall colour correction for vivid images even without a screen
- DICOM simulation
- Security bar / Kensington lock / Control panel lock and password lock
- Low power consumption (0.32 W in 240 V AC stand-by mode) minimizes energy costs
- The carbon metre lets you check the amount of CO₂ you reduced by using ECO Mode



Get Connected with a Wide Selection of Inputs and Outputs

USB Display Function

Using a commercially available USB cable (compatible with USB 2.0 specifications) to connect a computer with the projector allows you to send your computer screen image and sound to the projector without needing traditional computer display cables.



USB cable (not supplied)

Dual HDMI Inputs

Among the M series wide selection of inputs is an HDMI w/HDCP for connecting to high-definition sources such as Blu-ray players, cable boxes, satellite receivers and personal computers.



USB Viewer

M series projectors can deliver a solution when you would prefer to leave your laptop computer behind for a presentation. Simply place your file onto a USB drive and plug it into the projector's USB port. This allows you to display images stored as JPEGs from optional USB storage.



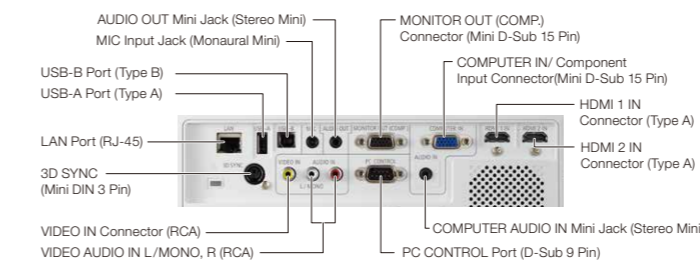
Microphone Input

Connecting a commercially available dynamic or condenser microphone to the MIC input jack allows you to output your mic input from the built-in speaker.

Variable Audio-out

This function enables the remote control to be used to adjust volume of self-powered external speakers that are connected to the projector. In network stand-by or sleep mode, the audio-out stays active, allowing the last input used to pass to the self-powered external speakers.

Terminals



M353WS

3,500 ANSI lumens WXGA 3.7kg

M303WS

3,000 ANSI lumens WXGA 3.6kg

M333XS

3,300 ANSI lumens XGA 3.7kg

